

MSU Early Childhood Project

Quarterly Report

Fiscal Year 2026: Oct 1, 2025 - Sept 30, 2026

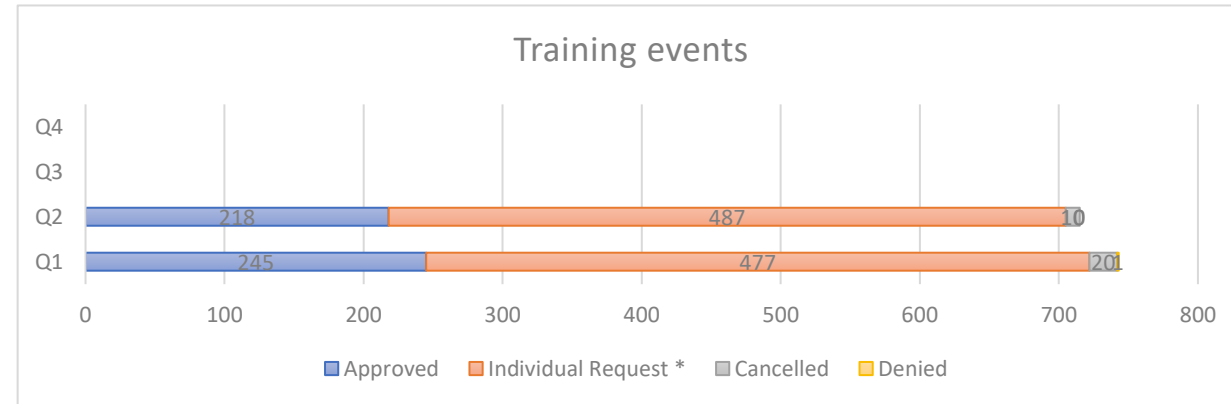
Q2: January 1, 2026 - March 31, 2026

Goal I: Promote professional development options for early childhood practitioners through continuous quality improvement efforts and data analysis.

Objective 1: Ensure a robust system of professional development opportunities to be available in Montana.

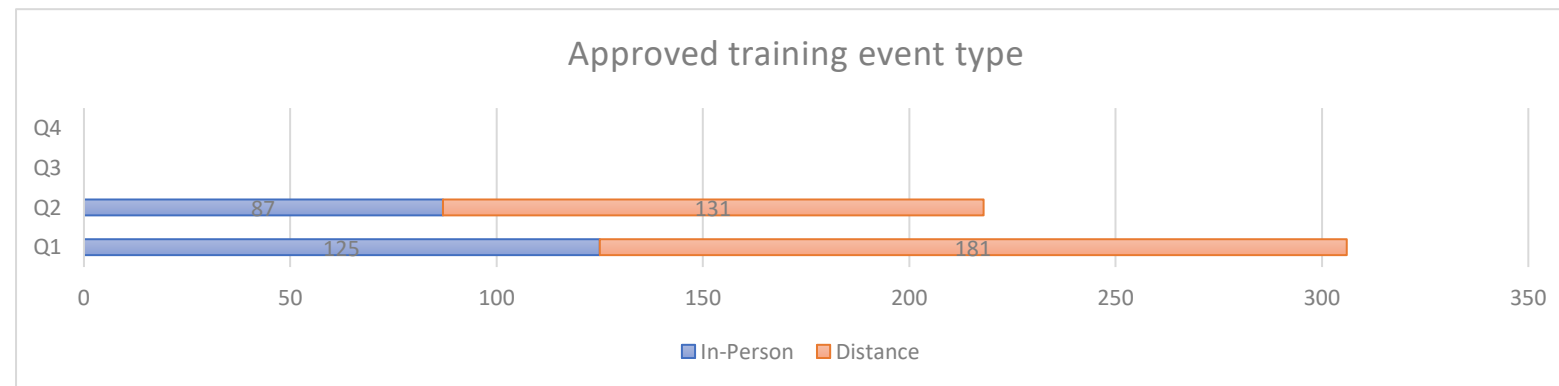
Training Events	Approved	College Credit *	Individual Request *	Cancelled	Denied	Total
Q1	245	37	477	20	1	780
Q2	218	3	487	10	0	718
Q3						
Q4						
Total	463	37	964	30	1	1,495

* In this table, College Credits and Individual Requests represent events that must be manually approved and uploaded by ECP Staff.



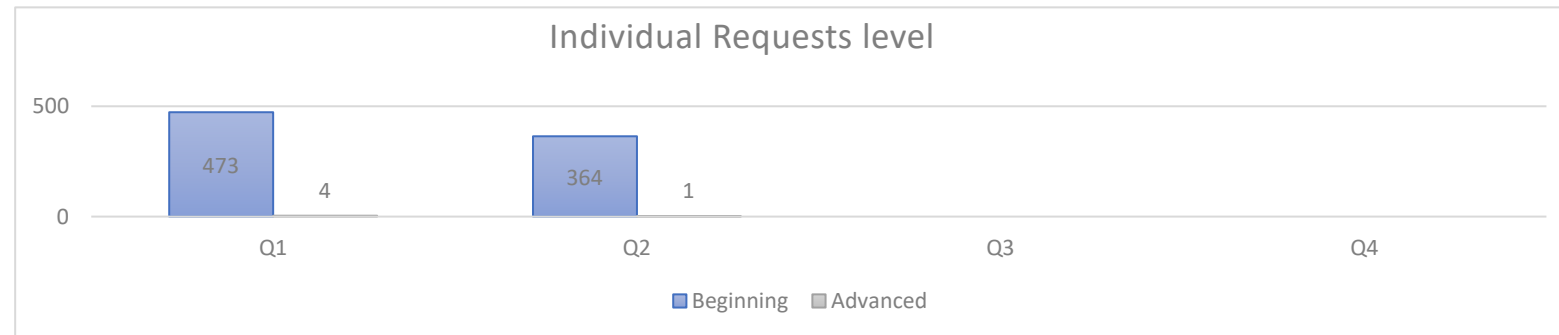
Approved Training Event Type	In-Person	Distance	Total
Q1	125	181	306
Q2	87	131	218
Q3			
Q4			
Total	212	312	524

Diverse training modalities are approved and available to providers in Montana.



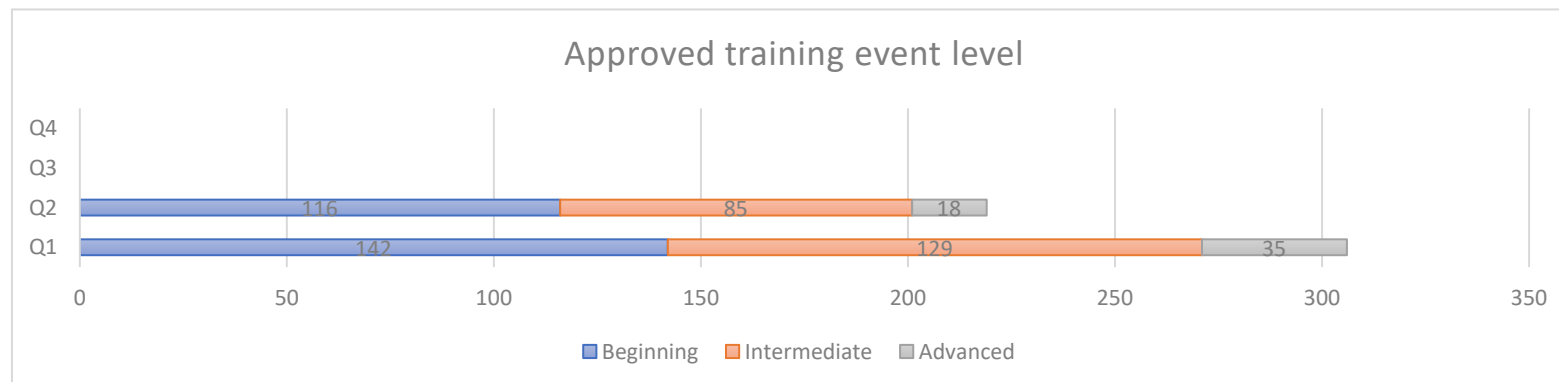
Individual Requests Level	Beginning	Intermediate	Advanced	Total
Q1	473	0	4	477
Q2	364	0	1	365
Q3				
Q4				
Total	837	0	5	842

This table tracks the use of a policy update allowing users to select course level when submitting individual training requests.



Approved Training Event Level	Beginning	Intermediate	Advanced	Total
Q1	142	129	35	306
Q2	116	85	18	219
Q3				
Q4				
Total	258	214	53	525

Training events at all levels were available to providers.



Objective 2: Support growth of Professional Development Specialists to improve the knowledge, skills and professional development for early childhood trainers and the quality of training offered

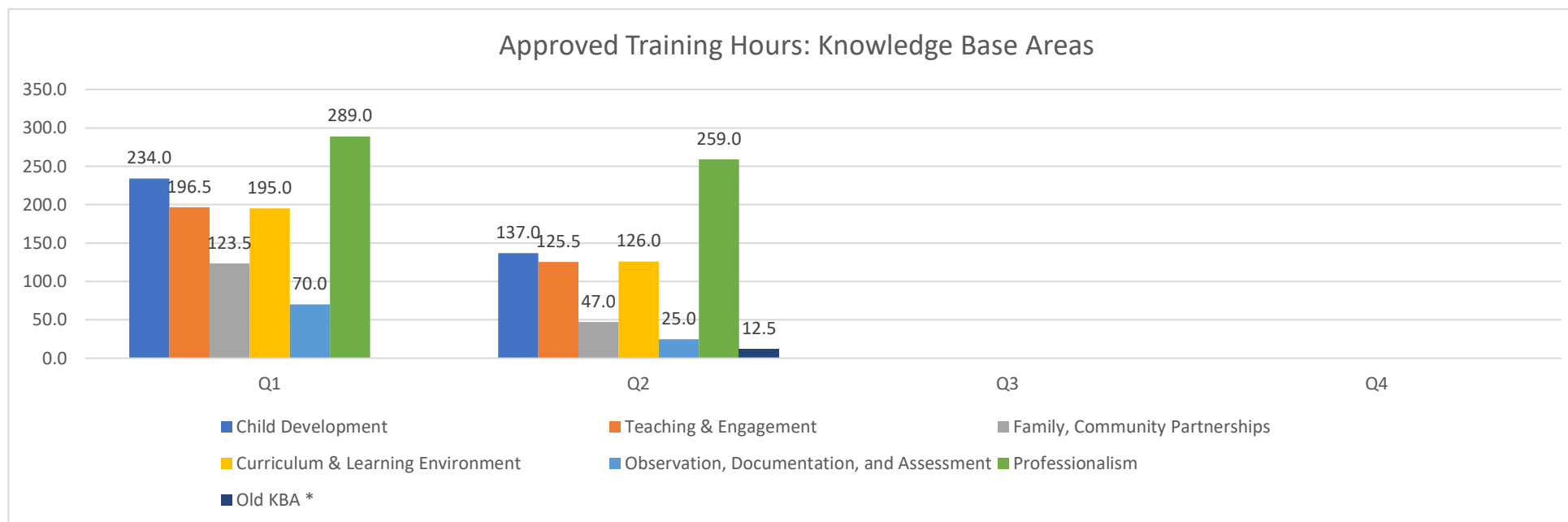
Professional Development Specialist (PDS)	Submitted applications	Finalized applications
Q1	52	32
Q2	52	42
Q3		
Q4		
Total	104	74

Current PDS Trainer	Count
Q1	118
Q2	116
Q3	
Q4	
Total	234

Objective 3: Ensure trainings of all knowledge base areas are available for practitioners through the Professional Development Approval System.

Approved Training Hours: Knowledge Base Areas	Child Development	Teaching & Engagement	Family, Community Partnerships	Curriculum & Learning Environment	Observation, Documentation, and Assessment	Professionalism	Old KBA *	Total hours
Q1	234.0	196.5	123.5	195.0	70.0	289.0		1108.0
Q2	137.0	125.5	47.0	126.0	25.0	259.0	12.5	732.0
Q3								
Q4								
Total	371.0	322.0	170.5	321.0	95.0	548.0	12.5	1840.0

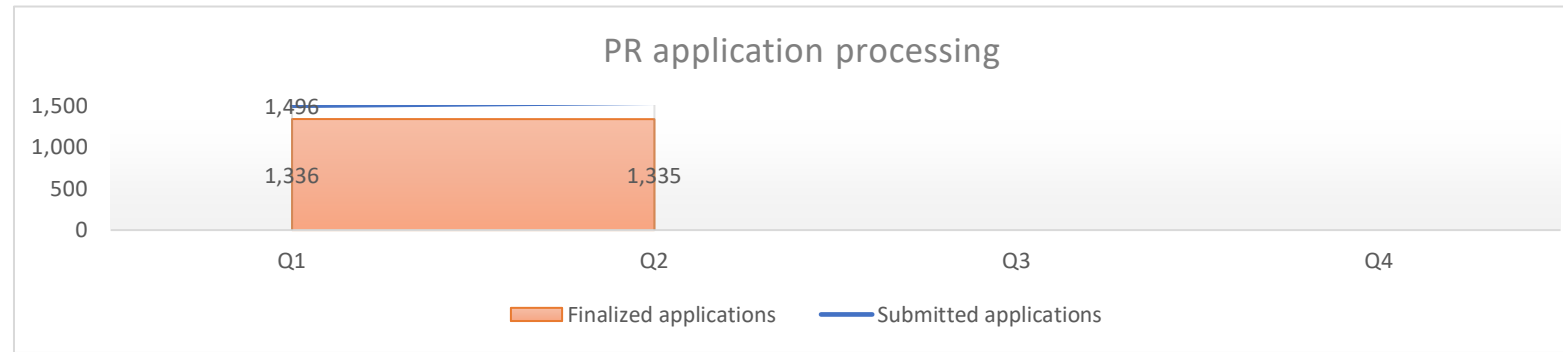
* Old KBA is being filtered out of events as they are routinely updated in the system.



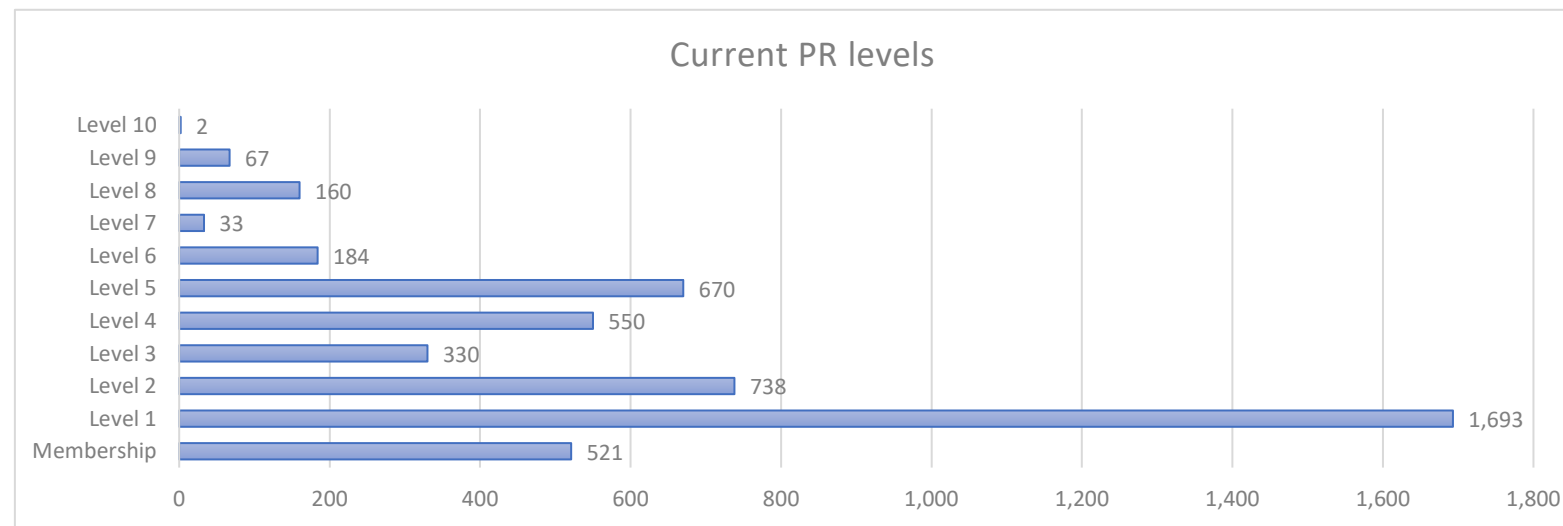
Goal II: Promote and incentivize workforce development, professional recognition, and program quality improvement through the Practitioner Registry

Objective 1: Promote the importance of the registry and career planning to continue to professionalize the field of Early Childhood

Practitioner Registry (PR)	Submitted applications	Finalized applications
Q1	1,496	1,336
Q2	1,533	1,335
Q3		
Q4		
Total	3,029	2,671



Current PR Levels	Count *
Membership	521
Level 1	1,693
Level 2	738
Level 3	330
Level 4	550
Level 5	670
Level 6	184
Level 7	33
Level 8	160
Level 9	67
Level 10	2
Total	4,948



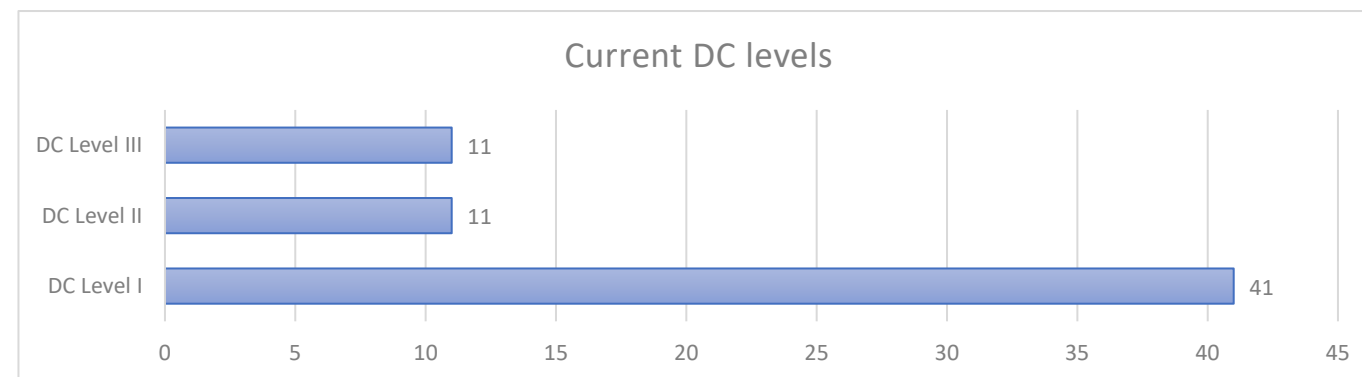
Over half (55.3%) of the current practitioner registry has earned Level 2 or higher.

*Note that this data report has been updated to more accurately count only

Current Registry users. There will be an artificial 'decrease' in user count in Q2, 2026 due to this update. This drop is not a true representation of loss of registry users.

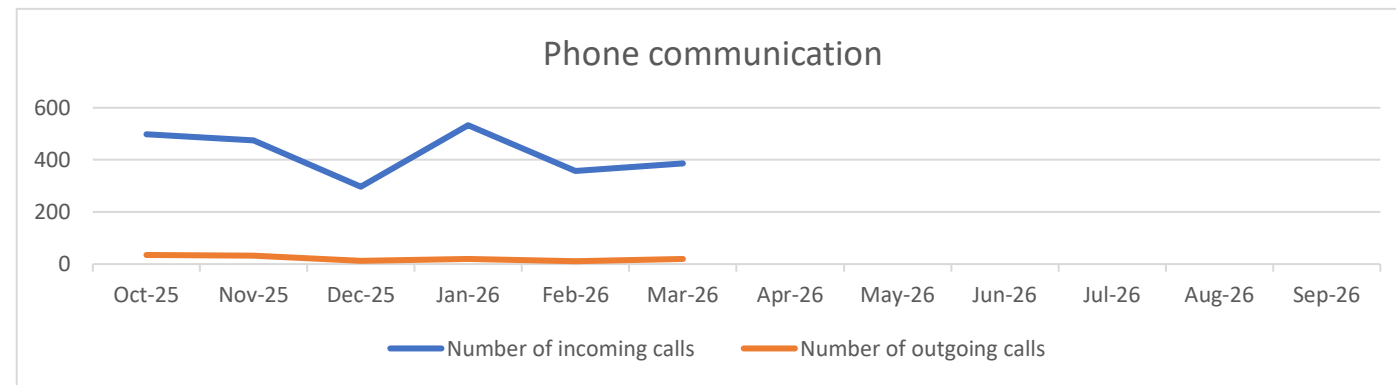
Current DC Levels	Count
DC Level I	41
DC Level II	11
DC Level III	11
Total	63

Director Credential (DC)	Submitted applications	Finalized applications
Q1	35	13
Q2	34	21
Q3		
Q4		
Total	69	34

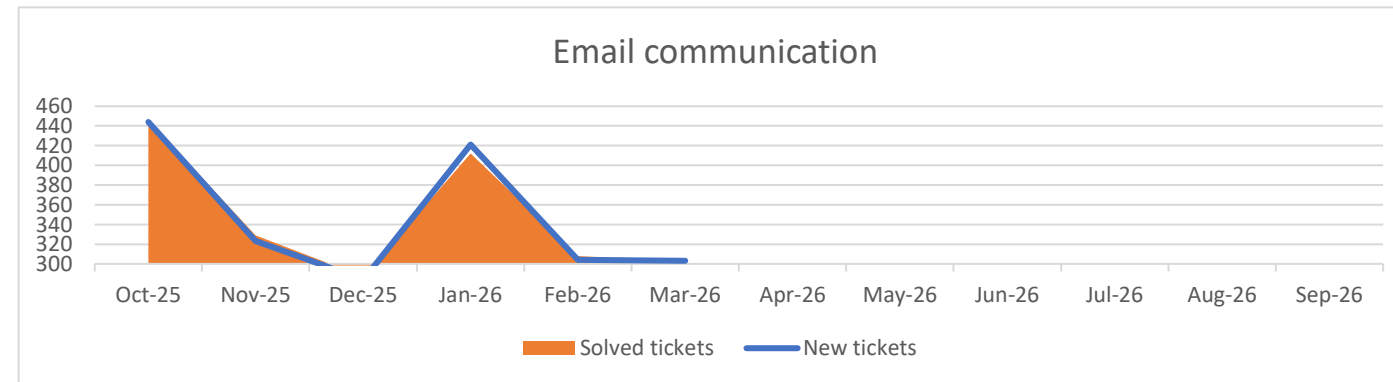


Objective 2: Conduct strategies to support Practitioner Registry participation

Phone communication	Number of incoming calls	Number of outgoing calls	Total call duration	Average call duration
Oct-25	499	35	6:44:12	0:03:18
Nov-25	474	32	6:19:14	0:03:17
Dec-25	297	13	5:26:14	0:03:11
Jan-26	533	19	6:44:44	2:57:00
Feb-26	357	11	4:50:40	3:11:00
Mar-26	386	19	5:40:45	3:32:00
Apr-26				
May-26				
Jun-26				
Jul-26				
Aug-26				
Sep-26				
Total				



Email communication via Zendesk	New tickets	Solved tickets	Average satisfaction rating	Percent tickets satisfaction rated	Average first reply time (mins)
Oct-25	444	446	93.4%	13.7%	30
Nov-25	323	329	93.1%	8.9%	31
Dec-25	284	287	83.3%	8.4%	29
Jan-26	421	412	94.7%	9.2%	43
Feb-26	304	308	100.0%	10.4%	30
Mar-26	303	303	97.1%	11.6%	33
Apr-26					
May-26					
Jun-26					
Jul-26					
Aug-26					
Sep-26					
Total					



ECP excels at provider technical support despite high volumes of submitted request tickets. During the second quarter, the average satisfaction score was 97.27% among 1028 total tickets created.

Objective 3: Maintain Professional Development Records (PDRs) for staff in licensed/registered child care facilities and other professionals current on the Registry

New accounts created (with access to PDRs)	Number of accounts
Q1	488
Q2	491
Q3	
Q4	
Total	488

Objective 4: Coordinate program scholarships to achieve national accreditation

NAEYC	Number approved	Amount
Q1	0	\$0.00
Q2	0	\$0.00
Q3		
Q4		
Total	0	\$0.00

NAFCC	Number approved	Amount
Q1	0	\$0.00
Q2	1	\$820.00
Q3		
Q4		
Total	0	\$820.00

Objective 5: Promote and process workforce incentives to support professional development

Please see the [appendix](#) for more detailed visualizations of childcare apprentices in Montana.

PDIA-HE	Number approved	Amount Allocated	Amount Awarded
Q1	0	\$0.00	\$0.00
Q2	20	\$32,400.00	\$0.00
Q3			
Q4			
Total	20	\$32,400.00	\$0.00

Award for Achievement of High School Equivalency (new per quarter)	Number approved	Amount
Q1	0	\$0.00
Q2	0	\$0.00
Q3		
Q4		
Total	0	\$0.00

CDA's Earned	PD Specialist	Family Child Care	Infant / Toddler	Pre-School	Total
Q1	0	1	9	4	14
Q2	1		9	3	13
Q3					
Q4					
Total	1	1	18	7	27

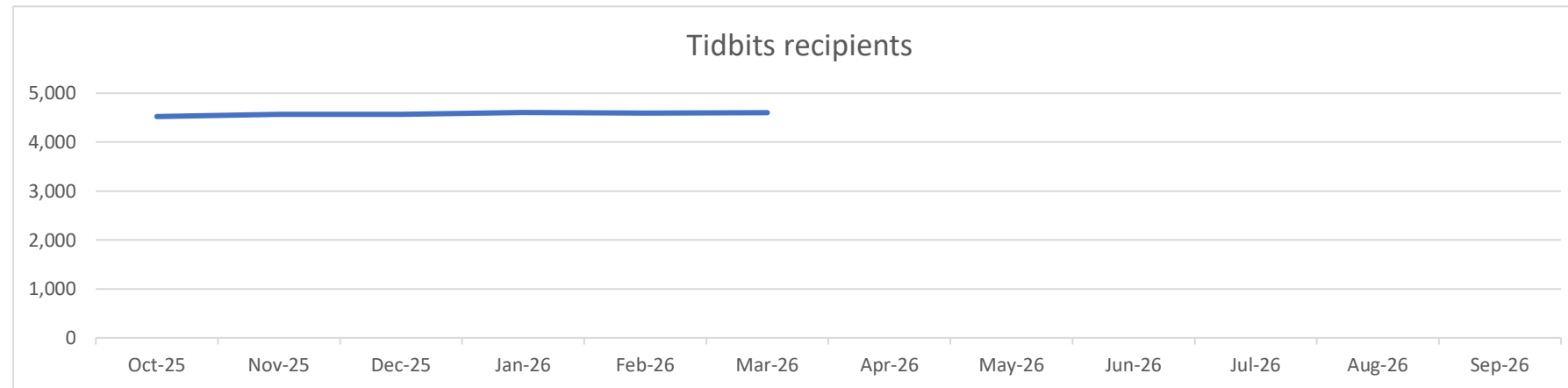
Pre-Apprenticeship	Number Enrolled	Total Amount
Q1	0	\$0.00
Q2	0	\$0.00
Q3		
Q4		
Total		

Apprenticeship (new per quarter)	Number Enrolled	Total
Q1	12	31
Q2	10	28
Q3		
Q4		
Total	22	59

Current Active Apprentices	MECAP	CDA Apprenticeship	Count
Q1	19	12	31
Q2	18	10	28
Q3			0
Q4			0
Total	37	22	59

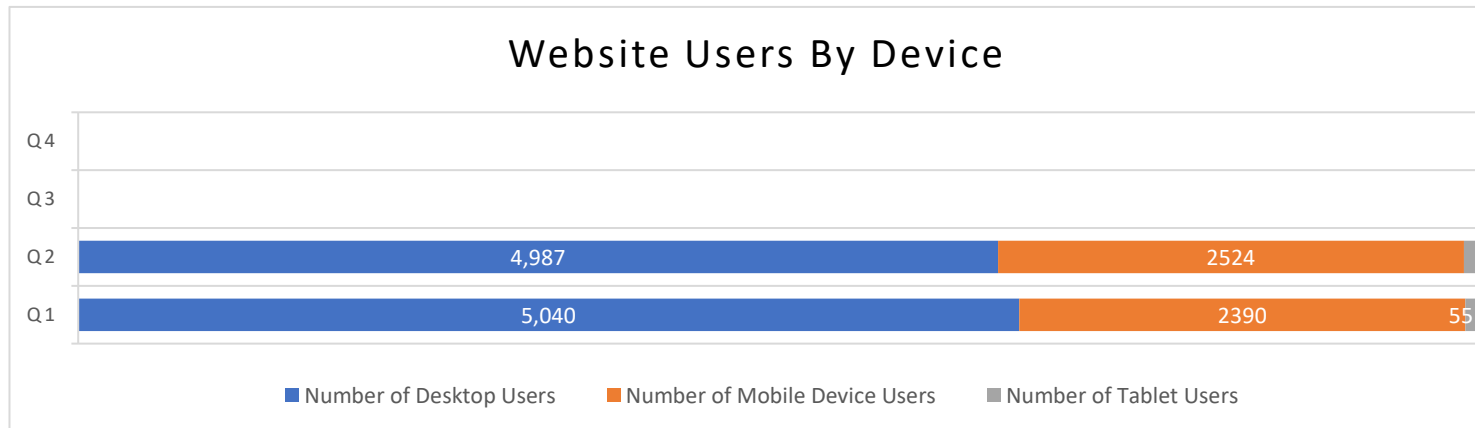
Objective 6: Utilize marketing materials and other strategies to educate about Career Development services and programs

Tidbits	Number of recipients
Oct-25	4,524
Nov-25	4,573
Dec-25	4,569
Jan-26	4,607
Feb-26	4,596
Mar-26	4,605
Apr-26	
May-26	
Jun-26	
Jul-26	
Aug-26	
Sep-26	



MT ECP's newsletter, "Tidbits" was disseminated to over 93% of Practitioner Registry members in the second quarter.

Website Use by Device	Number of Desktop Users	Number of Mobile Device Users	Number of Tablet Users	Total Users
Q1	5,040	2390	55	7485
Q2	4,987	2524	65	7576
Q3				
Q4				
Total	10,027	4914	120	15061

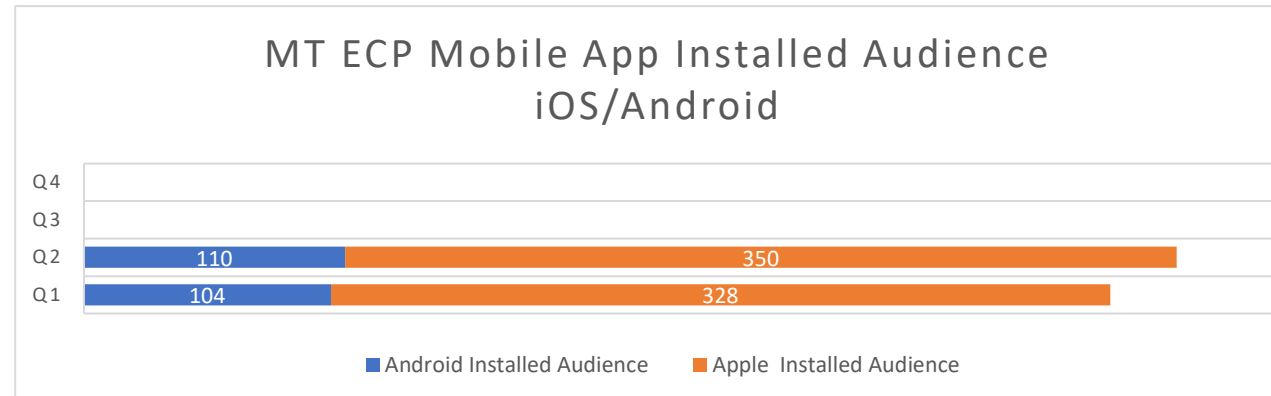


Desktop device is the predominant method of accessing ECP Website. Website development and support remain a top priority for supporting EC Workforce and community.

PDS Newsletter	Number of recipients
Nov-25	108
Feb-26	115

ECP Mobile Application	Android Installed Audience	Apple Installed Audience
Q1	104	328
Q2	110	350
Q3		
Q4		
Total	214	678

MT ECP App is rated 5 stars



Goal III: Enhance data collection and reporting capabilities to inform policy and practice more effectively around professional development and the workforce

Objective 1: Participate in data collection and sharing to inform administrators, policy makers and researchers at state and national levels about the early childhood workforce and professional development in Montana

Objective 2: Coordinate with Registry Consortium and assure best practice standards for data management and reporting by maintaining membership with NWRA Per (National Workforce Registry Alliance, Partners in Employment Reporting)

Goal IV: Collaborate with partners to promote an early childhood comprehensive system in Montana

Objective 1: The practitioner registry and professional development will be an integral part of the CCDF system for Montana Child Care Providers.

Objective 2: Educate the comprehensive system stakeholders about the goals of Child Care Development Funds and Montana's current state plan and increase understanding of how those goals fit into the larger system.

Objective 3: Convene the Career Development Advisory Board (CDAB) and its committees to guide operation and direction of the career development program and ECP

Objective 4: Actively participate on advisory groups and management teams to promote collaboration

Goal VI: Maintain MSU relationships and operate within MSU policies and procedures

Objective 1: Ensure MSU understands the mission of Early Childhood Family Support Division and ensure the mission of ECP align

Montana Early Childhood Project Policy Updates & Accomplishments:

Quarter 2:

Conferences

ECP attended the state FCCLA Conference. ECP team judged child development projects and shared information about the early care and education industry.

Publications

ECP finalized the Career Workbook. Printed versions and electronic versions will be distributed and made available to partners, providers, and prospective workforce. Available at: <https://www.mtecp.org/resources/publications/>

[MT ECP Career Workbook](#)

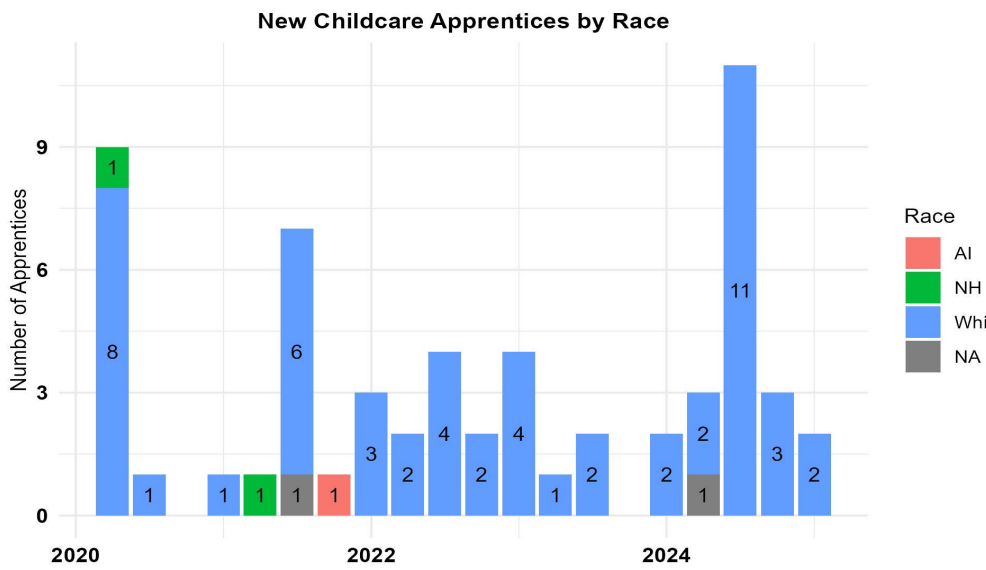
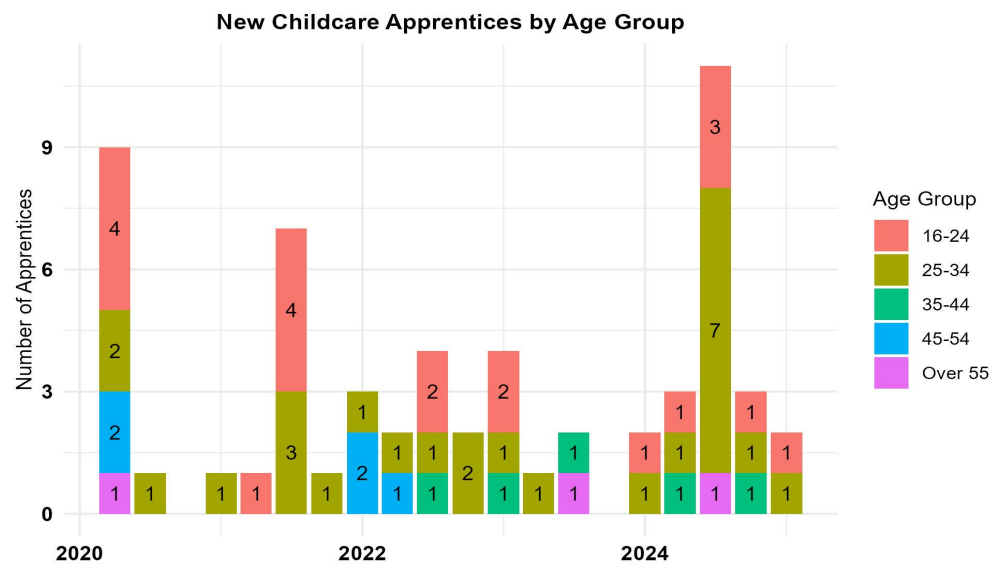
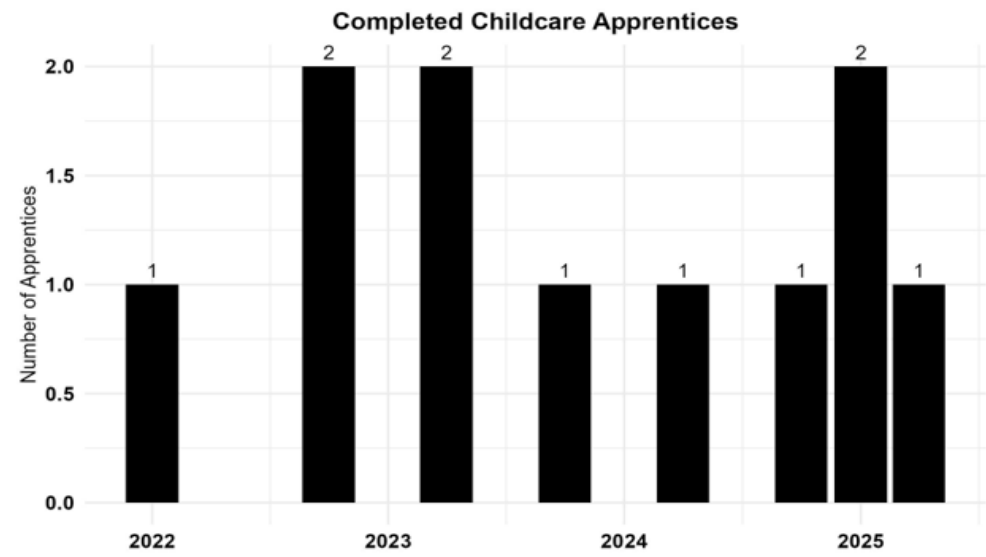
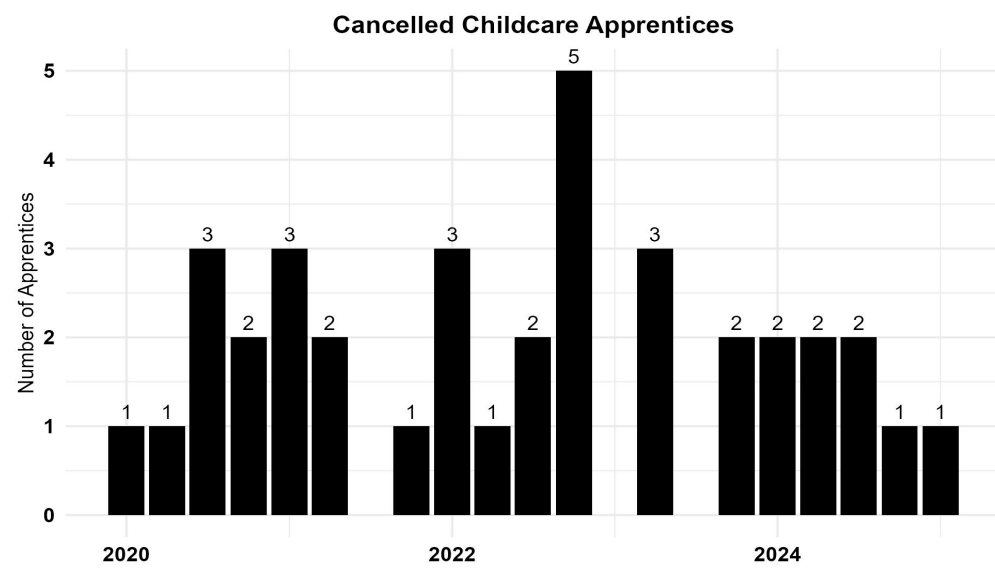
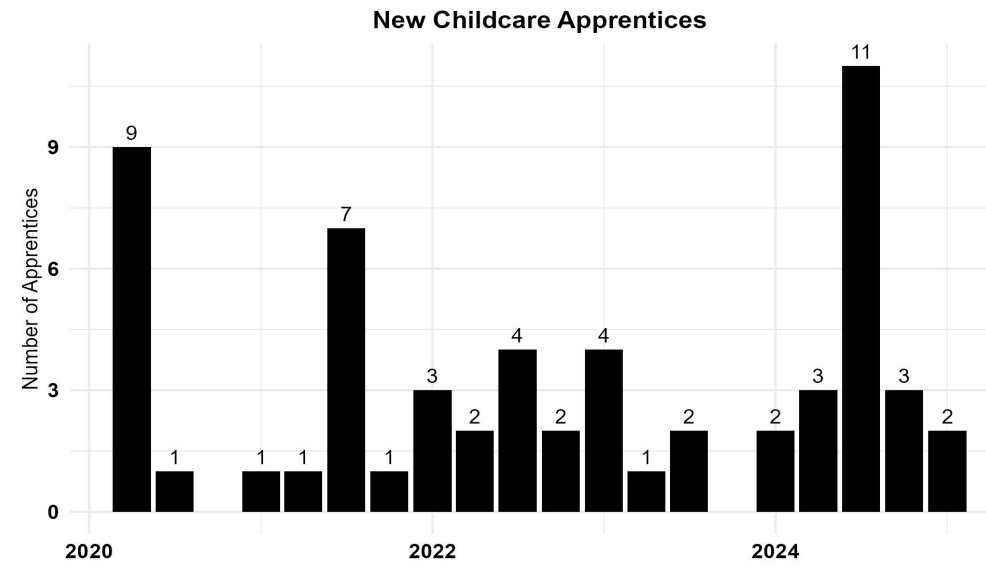
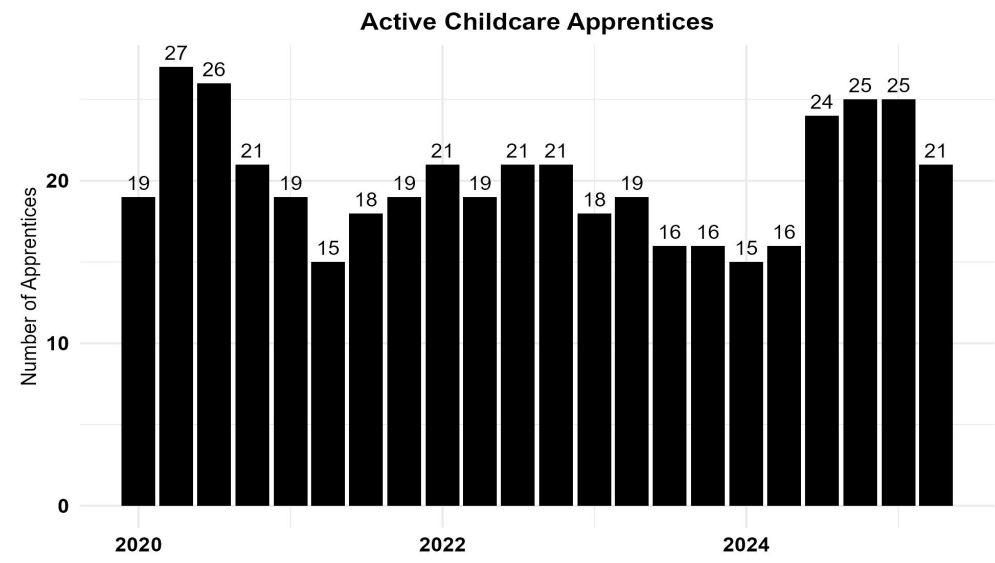
National Training Sponsors

This quarter, ECP MT worked with Care Courses to prepare to go live next quarter.

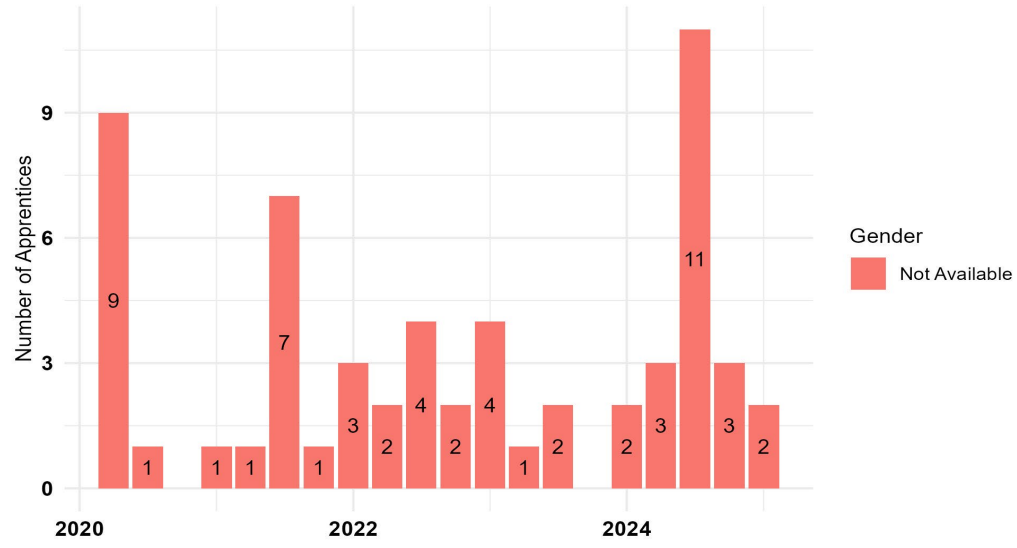
Appendix : Apprentice Data Visuals

Source

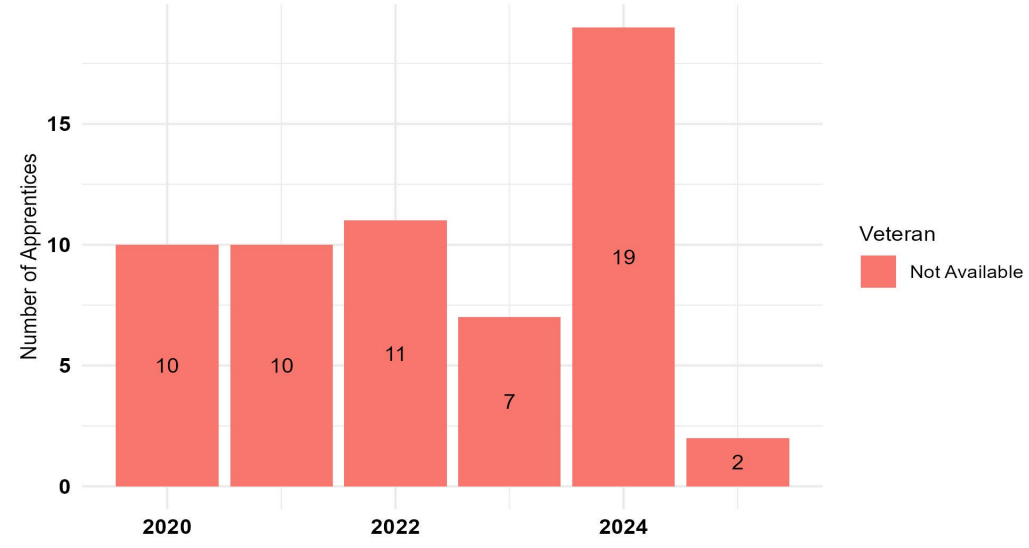
MT DLI Calculation of RAPIDs Data Extracted 06/01/2025



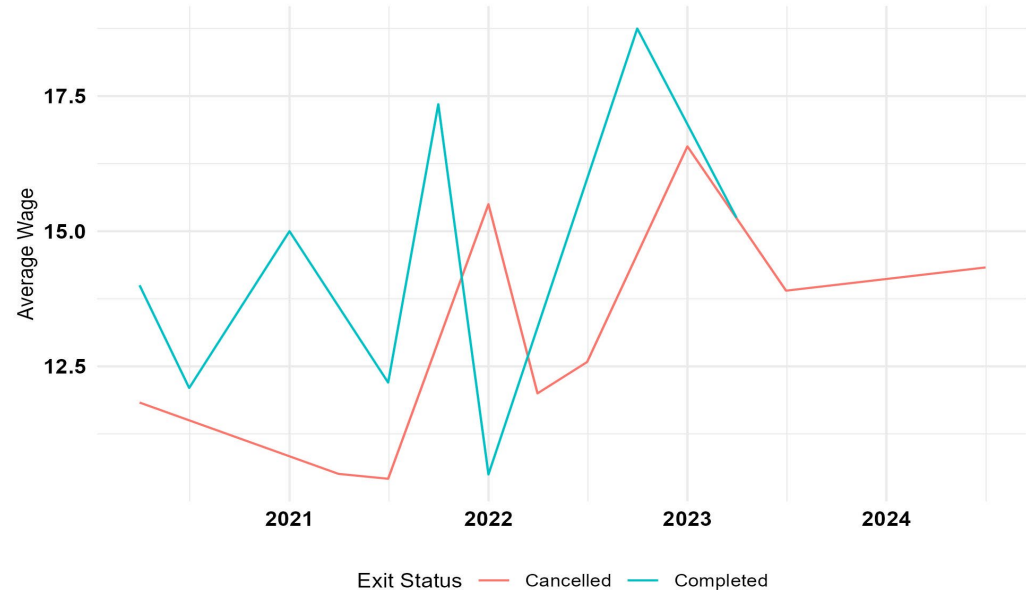
New Childcare Apprentices by Gender



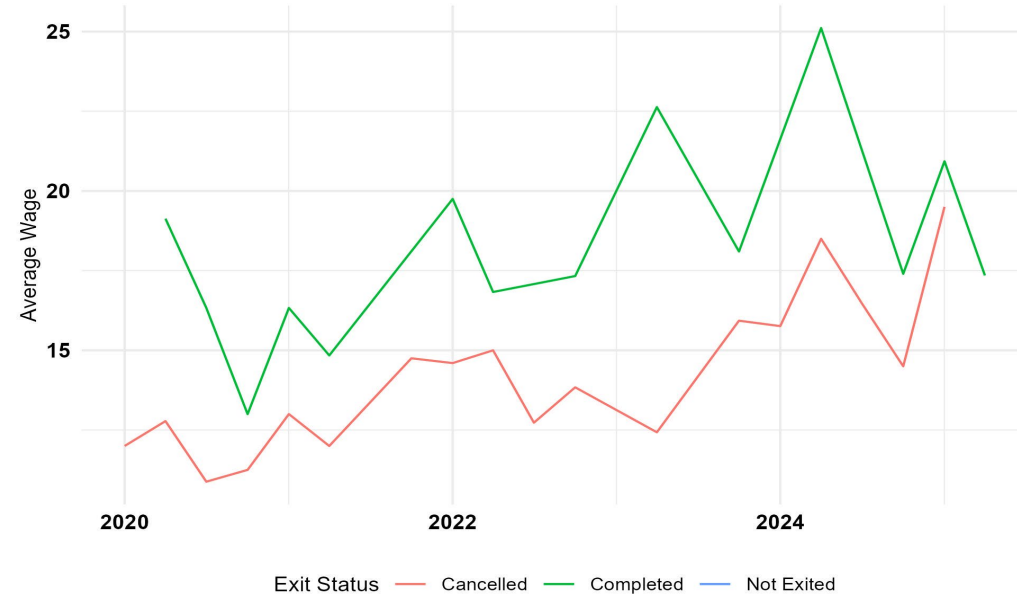
New Childcare Apprentices by Veteran Status



Average Starting Wages by Exit Status



Average Exit Wages by Exit Status



Cancelled Childcare Apprentices by Reason

